

## 100 W Diplexer for the 0 - 108 MHz and 130 - 960 MHz Ranges

### DESCRIPTION

- Diplexer for combining or splitting the two ranges 0 - 108 MHz and 130 - 960 MHz.
- Chebychev design ensures very high isolation across the whole pass ranges.
- High power handling capability.
- Low insertion loss.
- Low weight.
- Wide temperature range.
- Milled aluminium box ensures extraordinarily high mechanical strength.
- PRO-DIPX 108/130-... is coated with black vinyl to prevent corrosion.
- Available with N-, SMA-, TNC- or BNC-female connector types.



### SPECIFICATIONS

Electrical	
Model	PRO-DIPX 108/130-...
Frequency	COM - LOW port : 0 - 108 MHz COM-HIGH port : 130 - 960 MHz
Max. Input Power	100 W CW simultaneously on both HIGH and LOW port
Insertion Loss	0 - 108 MHz : ≤ 0.8 dB 130 - 960 MHz : ≤ 0.7 dB
Impedance	50 Ω
Isolation	LOW to HIGH port : ≥ 50 dB
VSWR	< 1.5:1

Mechanical	
Connection(s)	N(f), BNC(f), SMA(f) or TNC(f)
Dimensions	133 x 80 x 31 mm / 5.24 x 3.15 / 1.22 in. (incl. connectors and flanges)
Weight	Approx. 0.38 kg / 0.84 lb.
Mounting	4.3 mm dia. (4 holes)

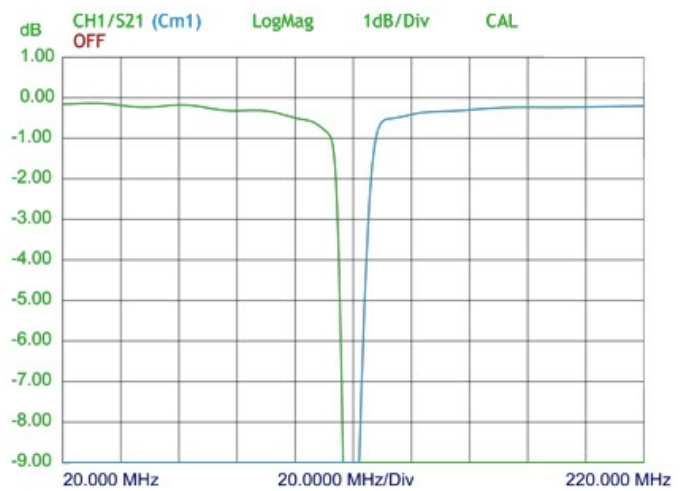
Environmental	
Operating temperature range	-40 °C to +60 °C
Ingress Protection	IP64

### ORDERING

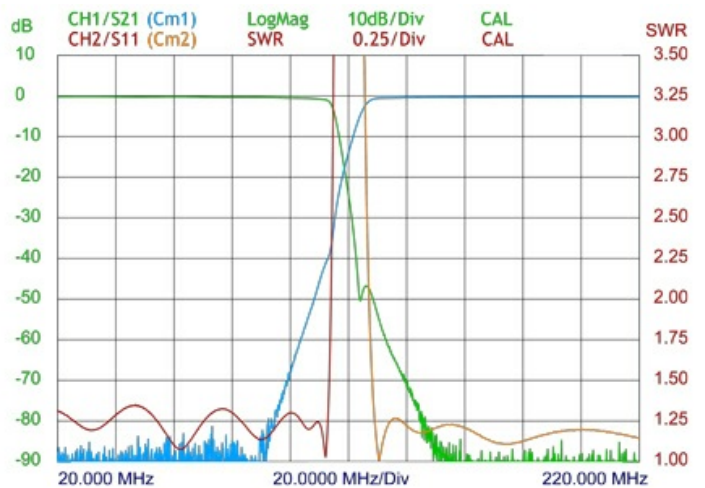
Model	Product No.
PRO-DIPX 108/130-N(f)	200002672
PRO-DIPX 108/130-SMA(f)	200002673
PRO-DIPX 108/130-TNC(f)	200002674
PRO-DIPX 108/130-BNC(f)	200002675

### TYPICAL RESPONSE CURVES

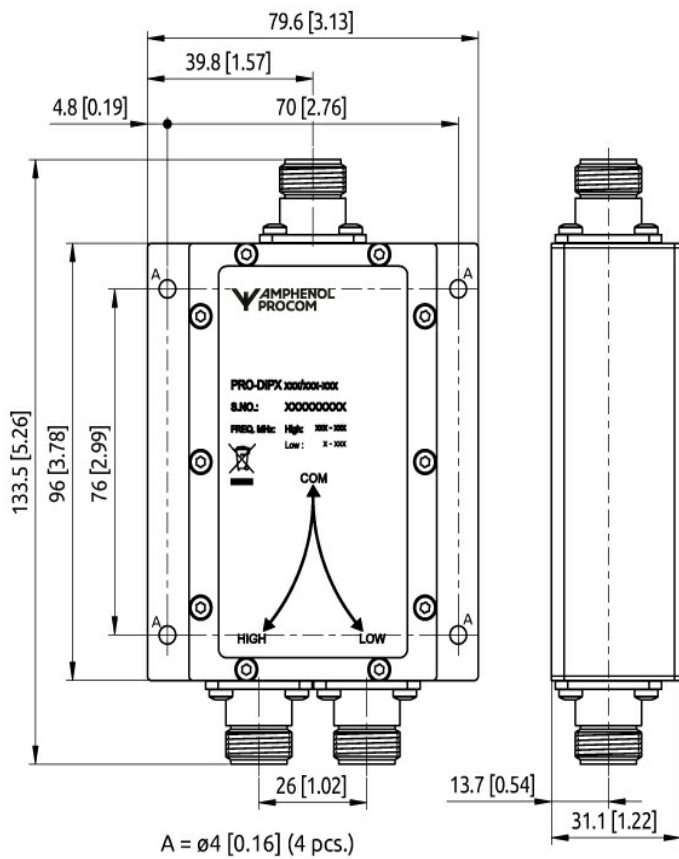
INSERTION LOSS [dB]



PORT ATTENUATION [dB]



MOUNTING DETAILS



All dimensions are given in mm [in.]

INSTALLATION

The PRO-DIPX 108/130-... makes it possible to use only one antenna for the operation of two transceivers (one in each range). See the figure below. The antenna must be a dual-frequency antenna, i.e. it must be resonant on the actual frequencies in the two bands.

The transceivers may be used independently and will have no degrading influence on each other. Typically, the diplexer is installed next to the transceivers and only one cable is used between the diplexer and the antenna. The diplexer is suitable both for base station and mobile use.

The main tasks of the diplexer are to protect the individual receiver input from being destroyed by the transceiver in the contrary band and to ensure a low-loss path between the transceiver and the antenna which is not loaded by the other branch.

The diplexer can be operated together with any set of transceivers operating within the 0 - 108 MHz and 130 - 960 MHz frequency bands.

