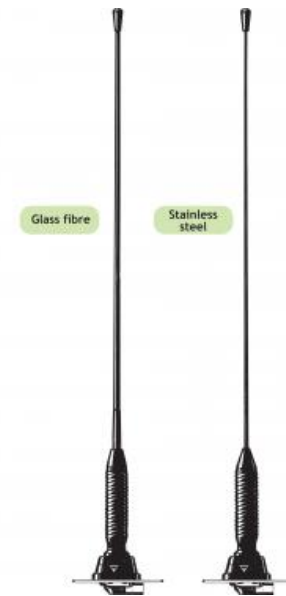


¼ λ Mobile Antenna with Shock Spring for the 160 MHz Band

DESCRIPTION

- Sturdy, general-purpose ¼ λ antenna in professional quality.
- Available with glass fiber or stainless steel whip.
- Stainless steel ZG-mount with M8 x 1-thread whip-fastening system.
- Simple mounting exclusively with access from the outside.
- Choice between two connection principles:
 - ZG-mount: FME-connection (supplied without cable).
 - ZGP4-mount: Permanently attached 4 m cable terminated with FME-connector.



SPECIFICATIONS

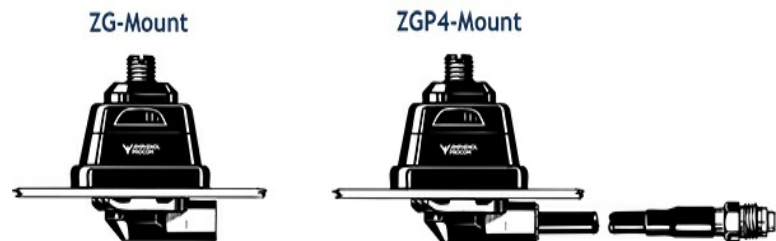
Electrical	
Model	MH 2-ZG
Frequency	Tunable by cutting within : 144 - 175 MHz (Also applicable : 175 - 225 MHz)
Antenna Type	Mobile whip antenna
Max. Input Power	150 W
Polarisation	Vertical
Impedance	50 Ω
VSWR	≤ 1.3 @ f. res.
Bandwidth	≥ 15 MHz @ VSWR ≤ 2.0
Gain (EIA RS-329-1)	0 dB

Mechanical	
Materials	Whip : Conical glass fiber or black-chromed stainless steel. Black-chromed brass Spring : Black-chromed stainless steel Mount : Black-chromed brass Weather- and shockproof plastics Stainless steel
Installation Torque	7.5 ±1 Nm
Colour	Black
Height	Approx. 550 mm / 21.65 in.
Weight	ZG-version : Approx. 0.20 kg ZGP4-version : Approx. 0.35 kg
Mounting	21 mm dia. hole

ORDERING

Model	Product No.	Description	Frequency
MH 2-ZGR	130000738	Stainless Steel Whip	ZG-mount with FME-system
MH 2-ZGP4R	130000739	Stainless Steel Whip	ZGP4-mount with 4 m cable and FME-connector
MH 2-ZG	130000736	Glassfibre Whip	ZG-mount with FME-system
MH 2-ZGP4	130000737	Glassfibre Whip	ZGP4-mount with 4 m cable and FME-connector

THE WHIP IS COMPATIBLE WITH ALL BELOW MOUNTS



INSTALLATION

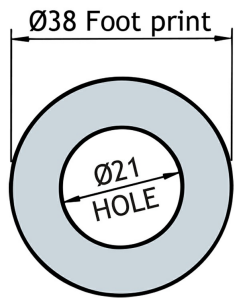
This antenna is provided with our type ZG-mount for mounting from the outside in a 21 mm dia. hole on horizontal surfaces as e.g. roof top or trunk lid.

The ZG-mount is provided with an M8 x 1 thread mount system. This construction meets the demand for a low-profile mobile mount with a slim appearance and with protection against theft of the antenna whip.

When cleaning the car in automatic washing machines, the whip is easily removed using a spanner, size 12 mm. The whip is refitted again by screwing it onto the M8 x 1 thread stud and tightening it with the spanner.

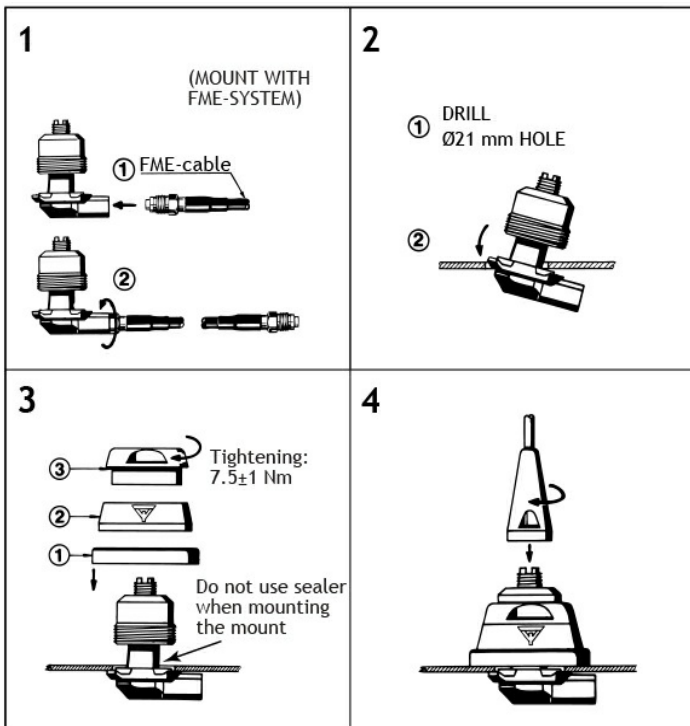
1. INSTALLATION DIMENSION

ZG-MOUNT



Build-in depth : 10.5 mm

2. INSTALLATION STEPS

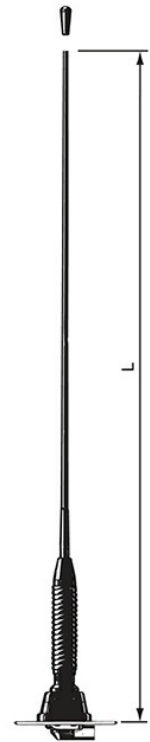
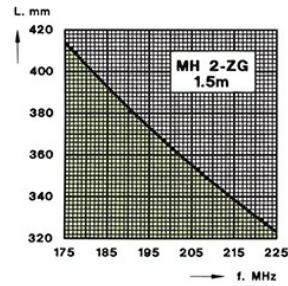
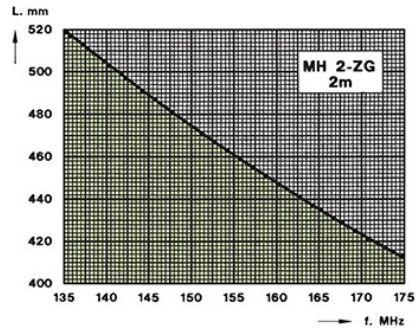


Do not use sealer on rubber gasket or other places.

3. TUNING

The antenna should always be tuned using an VSWR-meter. The cutting diagrams below serve as a guide for this procedure.

GLASS FIBRE WHIP



STAINLESS STEEL WHIP

